

**MAX-3**



# MAX-3

Innovation to Create New Market

CPD05/08/10/12/15TVE3

Three-wheel Electric Forklift

0.5/0.8/1.0/1.2/1.5t

Customised Especially for Multistory Factories and  
Ultra-small Space

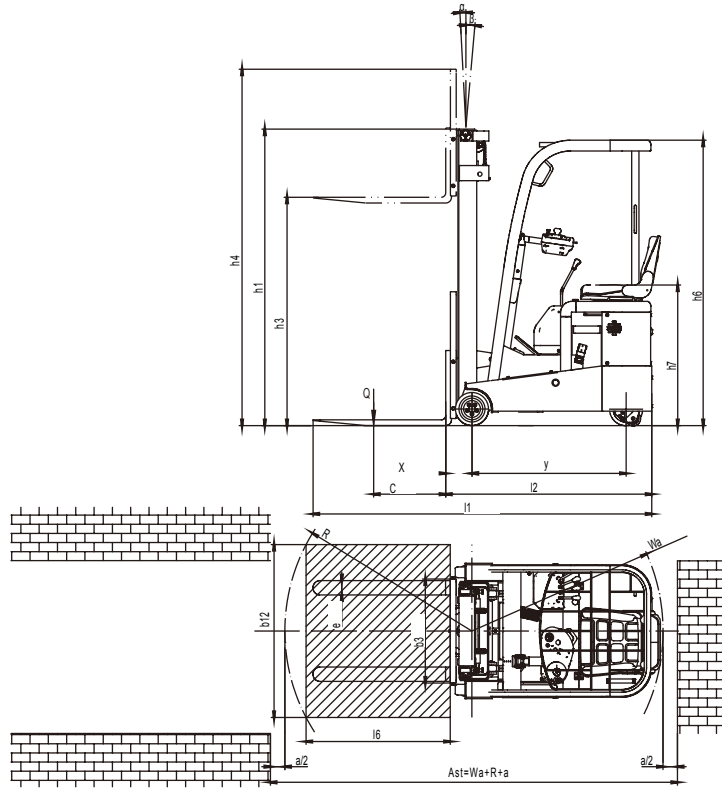
EP EQUIPMENT CO.,LTD  
[www.ep-ep.com](http://www.ep-ep.com)

## Three-wheel Electric Forklift 0.5/0.8/1.0/1.2/1.5t CPD05/08/10/12/15TVE3

Distinguishing mark				EP	EP	EP	EP
1.1	Manufacturer			EP	EP	EP	EP
1.2	Model designation			CPD05TVE3	CPD08TVE3	CPD10TVE3	CPD12TVE3
1.3	Drive unit			Electrics	Electrics	Electrics	Electrics
1.4	Operator type			seated	seated	seated	seated
1.5	rated capacity	Q	t	0.5	0.8	1	1.2
1.6	Load center distance	c	mm	400	400	400	400
1.8	Load distance, centre of drive axle to fork	x	mm	182.5	182.5	182.5	243.5
1.9	Wheelbase	y	mm	1070	1070	1070	1150
Weight							
2.1	Service weight (include battery)		kg	1195	1475	1615	1940
2.2	Axle loading, laden driving wheels /steering wheels		kg	1420/275	1910/365	2195/420	2670/470
2.3	Axle loading, unladen driving wheels /steering wheels		kg	565/630	700/775	765/850	800/1140
Types,Chassis							
3.1	Tyre type,driving wheels /steering wheels			polyurethane	polyurethane	polyurethane	polyurethane
3.2	Tyre size, driving wheels			230/75	230/75	230/75	285/108
3.3	Tyre size, steering wheels			230/75	230/75	230/75	230/75
3.5	Wheels, number driving/steering (x=drive wheels)		mm	2/1x	2/1x	2/1x	2/1x
3.6	Tread, Driving wheels	b <sub>10</sub>	mm	830	830	830	830
3.7	Tread, Steering wheels	b <sub>11</sub>	mm	—	—	—	—
Dimensions							
4.1	Tilt of mast/fork carriage forward/backward	$\alpha / \beta$ (°)		2°/2°	2°/2°	2°/2°	2°/2°
4.2	Height, mast lowered	h <sub>1</sub>	mm	2060	2060	2060	1985
4.3	Free lift (load backrest)	h <sub>2</sub>	mm	—	—	—	120
4.4	Lift height	h <sub>3</sub>	mm	2950	2950	2950	2930
4.5	Height, mast extended	h <sub>4</sub>	mm	3860	3860	3860	3845
4.7	Height of overhead guard (cabin)	h <sub>6</sub>	mm	1980	1980	1980	1985
4.8	Seat height	h <sub>7</sub>	mm	975	975	975	970
4.12	Tow center of pin height	h <sub>10</sub>	mm	—	—	—	—
4.19	Overall length	l <sub>1</sub>	mm	2350	2350	2350	2530
4.20	Length to face of forks	l <sub>2</sub>	mm	1430	1430	1430	1610
4.21	Overall width	b <sub>1</sub> / b <sub>2</sub>	mm	944	944	944	948
4.22	Fork dimensions	s/ e/ l	mm	40×100×920	40×100×920	40×100×920	40×100×920
4.23	Fork carriage class/type A, B			2A	2A	2A	2A
4.24	Fork carriage width	b <sub>3</sub>	mm	720	720	720	800
4.31	Ground clearance, laden, below mast	m <sub>1</sub>	mm	90	90	90	78
4.32	The minimum ground clearance of frame	m <sub>2</sub>	mm	95	95	95	95
4.34.1	Aisle width for pallets 1000 × 1200 crossways	Ast	mm	2830	2830	2830	2975
4.34.2	Aisle width for pallets 800 × 1200 lengthways	Ast	mm	2945	2945	2945	3090
4.35	Turning radius	Wa	mm	1300	1330	1330	1450
Performance data							
5.1	Travel speed, laden/ unladen		km/ h	6/8	6/8	6/8	6/8
5.2	Lifting speed, laden/ unladen		m/ s	0.13/0.2	0.13/0.2	0.13/0.2	0.13/0.2
5.3	Lowering speed, laden/ unladen		m/ s	0.14/0.125	0.14/0.125	0.14/0.125	0.14/0.125
5.5	Drawbar pull, laden/unladen		N	—	—	—	—
5.6	Max. drawbar pull, laden/unladen (time)		N	—	—	—	—
5.7	Gradeability, laden/unladen		%	6/ 8	6/ 8	6/ 8	6/ 8
5.8	Max. gradeability, laden/unladen		%	—	—	—	—
5.10	Service brake type			Mechanics+ hydraulic	Mechanics+ hydraulic	Mechanics+ hydraulic	Electromagnetic+ hydraulic
	park brake type			—	—	—	—
Electric engine							
6.1	Drive motor rating S2 60 min		kW	1.5	1.5	1.5	1.5
6.2	Lift motor rating at S3 15%		kW	2.2	2.2	3	3
6.3	The maximum allowed size battery		mm	—	—	—	—
6.4	Battery voltage/nominal capacity K5			24/210	24/210	24/210	24/ 360
6.5	Battery weight		kg	210	210	210	360
Addition data							
8.1	Type of drive unit			AC	AC	AC	AC
10.5	Steering type			—	—	—	—
10.7	Sound pressure level at the driver's ear		dB (A)	70	70	70	70

1.The parameters in the table are of the standard model. For more information, please contact us.  
2.The parameters are subject to change without notice.

EP
CPD15TVE3
Electrics
seated
1.5
500
183.5
1295
2162
3106/556
801/1361
polyurethane
285/108
260/105
2/1x
910
—
2°/ 2°
1985
120
2930
3906
1985
970
—
2620
1700
1020
40×100×920
A
720
78
95
3076
3189
1549
6/8
0.11/0.2
0.22/0.2
—
6/ 8
Electromagnetic+ hydraulic
—
3.3
4
24/ 500
500
AC
70



# Mast Option

CPD05/08/10TVE3 Standard mast types

Type	Model	Max.fork height h3	Overall height		Free lift		Front Overhang X			Tilt range		
			Lowered h1	Extended		Without backrest	With backrest h2	0.5t	0.8t	1.0t	FWD α	BWD β
				Without backrest	With backrest h4							
Duplex ZT	2W223	2250	1710	2790	3160	/	/	182.5	182.5	182.5	2	2
	2W243	2450	1810	2990	3360	/	/	182.5	182.5	182.5	2	2
	2W263	2650	1910	3190	3560	/	/	182.5	182.5	182.5	2	2
	2W283	2850	2010	3390	3760	/	/	182.5	182.5	182.5	2	2
	2W293	2950	2060	3490	3860	/	/	182.5	182.5	182.5	2	2
	2W323	3250	2210	3790	4160	/	/	182.5	182.5	182.5	2	2

CPD12TVE3 Standard mast types

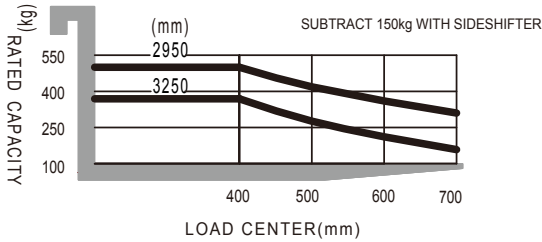
Type	Model	Max.fork height h3	Overall height		Free lift		Front Overhang X			Tilt range	
			Lowered h1	Extended		Without backrest	With backrest h2	1.0t	1.2t	FWD α	BWD β
				Without backrest	With backrest h4						
Duplex ZT	2W243	2430	1710	2945	3345	120	120	243.5	243.5	2	2
	2W263	2630	1810	3145	3545	120	120	243.5	243.5	2	2
	2W293	2930	1960	3445	3845	120	120	243.5	243.5	2	2
	2W323	3230	2110	3745	4145	120	120	243.5	243.5	2	2
	2W343	3430	2210	3945	4345	120	120	243.5	243.5	2	2
	2W353	3530	2260	4045	4445	120	120	243.5	243.5	2	2
	2W363	3630	2310	4145	4545	120	120	243.5	243.5	2	2
	2W383	3830	2410	4345	4745	120	120	243.5	243.5	2	2
Triplex DZ	3F-400	4000	1822	4515	4920	1307	907	228.5	228.5	2	2
	3F-450	4500	2022	5015	5420	1507	1107	228.5	228.5	2	2

CPD15TVE3 Standard mast types

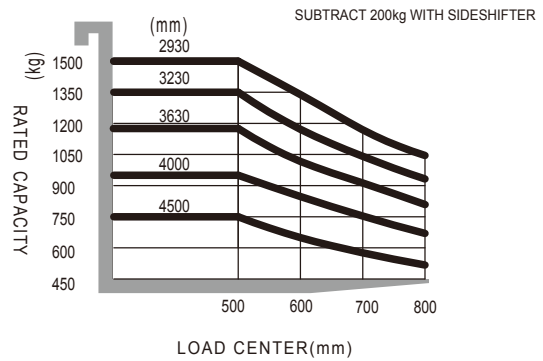
Type	Model	Max.fork height h3	Overall height		Free lift		Front Overhang X			Tilt range	
			Lowered h1	Extended		Without backrest	With backrest h2	1.5t	FWD α	BWD β	
				Without backrest	With backrest h4						mm
Duplex ZT	2W243	2430	1710	2911	3406	120	120	183.5	183.5	2	2
	2W263	2630	1810	3111	3606	120	120	183.5	183.5	2	2
	2W293	2930	1960	3411	3906	120	120	183.5	183.5	2	2
	2W323	3230	2110	3711	4206	120	120	183.5	183.5	2	2
	2W343	3430	2210	3911	4406	120	120	183.5	183.5	2	2
	2W353	3530	2260	4011	4506	120	120	183.5	183.5	2	2
Triplex DZ	2W363	3630	2310	4111	4606	120	120	183.5	183.5	2	2
	2W383	3830	2410	4311	4806	120	120	183.5	183.5	2	2
	3F-400	4000	1822	4481	4976	1341	846	183.5	183.5	2	2
3F-450	4500	2022	4981	5476	1541	1046	183.5	183.5	2	2	

- 1.The parameters in the table are of the standard model. For more information, please contact us.
- 2.The parameters are subject to changes without notice..

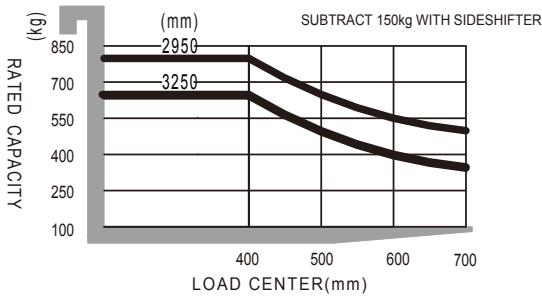
CPD05TVE3 RATED CAPACITIES GRAPH



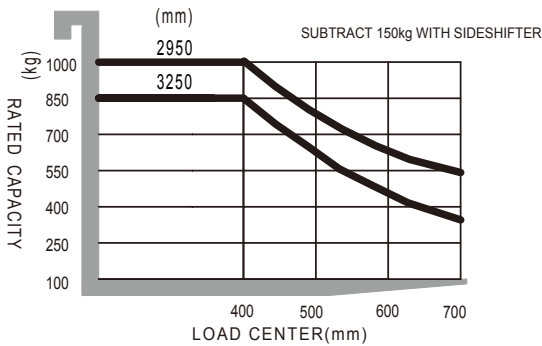
CPD15TVE3 RATED CAPACITIES GRAPH



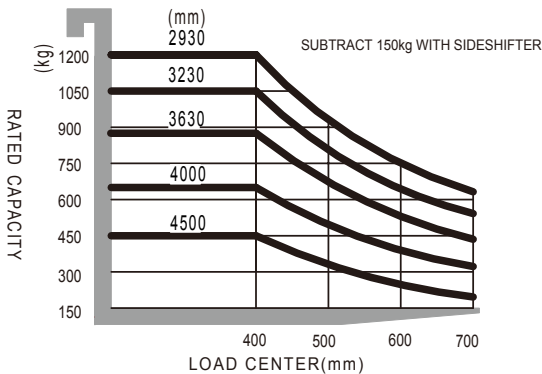
CPD08TVE3 RATED CAPACITIES GRAPH



CPD10TVE3 RATED CAPACITIES GRAPH



CPD12TVE3 RATED CAPACITIES GRAPH



## Option

options	CPD05/08/10/12TVE3
Fork length	•
Folding fork	•
high capacity battery	•
Import battery	•
Rubber solid tyre	•
Cold storage (Apply to -20℃)	•
Fork weighing system	•
Customerized Overhead height	•
Mast lifting height	•
Attachment	•
LED Front working light	•
fire extinguisher	•
Auto-filling water system	•
Susepnson seat	•
Warning light	•
Dual Mirrors	•
Rear working light	•
OPS	•
Speical backrest	•
battery trolley for lateral battery extraction	•
FAN	•
Charger (220/380V)	•
Special modification for Drive-in Racking	•